


WORKING TOGETHER TO STAY SAFE IN OUR PRACTICAL CLASSROOM



Take Personal Responsibility


We must all play our part!



Clean Machines and Tools

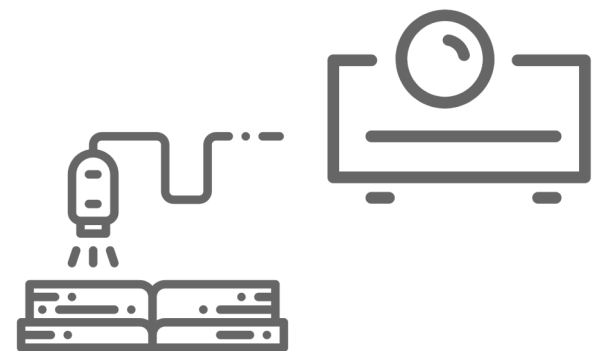
For each individual lesson, students should use disinfectant wipes to:

- clean their **assigned tools** at the start and at the end of the lesson.
- clean **shared tools** between each use.
- clean any **contact areas** after each use e.g. handles and on/off switch on a pillar drill.




Digital Technology

Where possible, the teacher could use digital technology for practical demonstrations.



The teacher should use gloves when preparing and handling materials.




For further information, please read:

Return to School Guidance for Practical Subjects in
Post-Primary Schools and Centres for Education


WORKING TOGETHER TO STAY SAFE IN OUR PRACTICAL CLASSROOM



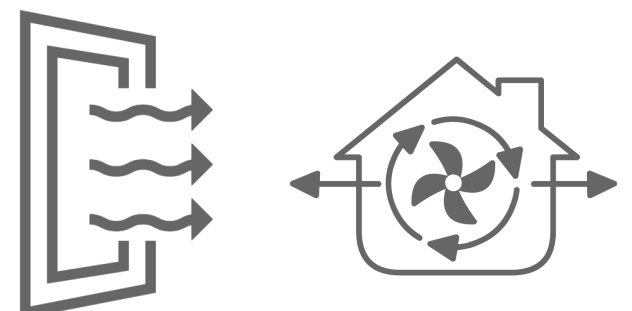
**Avoid unnecessary movement
around the classroom.**



**Students should clean their
own safety goggles**
These goggles should be cleaned
at home each evening.



**Ensure that there is good
ventilation in the classroom
at all times.**



**Face coverings should be
worn during lessons.**



For further information, please read:
Return to School Guidance for Practical Subjects in
Post-Primary Schools and Centres for Education