

Socratic in the Mathematics classroom



Socrative is a web-based educational tool that allows users to create and administer quizzes, as well as collect and store feedback

How to Create an Account. Go to: socrative.com

socrative

K-12 Higher Ed Corporate Plans Apps Blog Support Contact Sales Login

Meet Socrative

Your classroom app for fun, effective engagement and on-the-fly assessments.

[Sign up for free](#)

Create a Free Teacher Account – Step 1

SOCRATIVE

Free

- 50 students per session
- 1 public room for your class
- On-the-fly questioning
- Space Race assessment

SIGN UP

[see plan details](#)

NEW TEACHER ACCOUNT

1 — 2 — 3

Profile

First Name:

Last Name:

Email:

Confirm Email:

Password:

Confirm Password:

CANCEL **NEXT**

Step 2

NEW TEACHER ACCOUNT

1 ✓ — 2 — 3

Demographics

Country: Ireland

Organization Type: Primary/Secondary School

School: SCHOOL NOT LISTED

School Name: xxxxxx xxxxxx

Role: Teacher

I agree to the [terms](#) and [privacy policy](#).

PREVIOUS **NEXT**

Step 3

NEW TEACHER ACCOUNT

1 ✓ — 2 ✓ — 3

Account Type

Please select an account type:

Socrative FREE
All the standard awesome features.

Socrative PRO
Multiple rooms, rosters, and much more!

FINISH

Socrative Homepage

LAUNCH QUIZZES ROOMS REPORTS RESULTS

MATHSEXAMPLE2020

Quiz Space Race Exit Ticket

QUICK QUESTION

MC TF SA

Multiple Choice True / False Short Answer

The homepage shows username on the right hand side and virtual room name at the top.

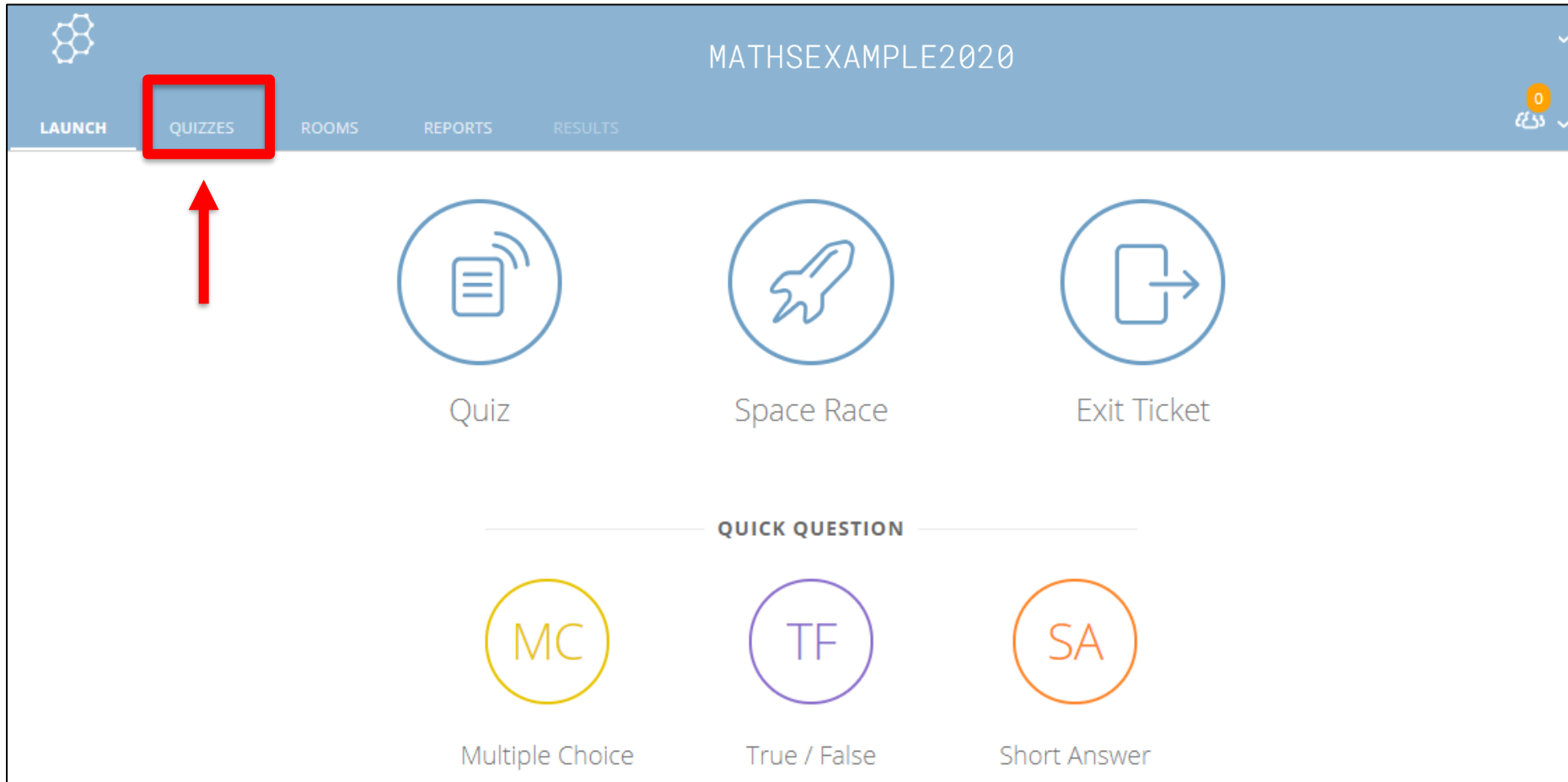
Click on “Rooms” to edit the name

Edit room name

IN MENU	STATUS	ROOM NAME
<input checked="" type="checkbox"/>		MATHSEXAMPLE2020 Default Room

The room name is what teachers will share with students so that they can take the quiz. It can be edited by clicking the pen icon

Create a Quiz






The screenshot shows the JuniorCYCLE interface. At the top, there is a navigation bar with the text 'MATHSEXAMPLE2020' and a user profile icon. Below the navigation bar, there are several menu items: 'LAUNCH', 'QUIZZES', 'ROOMS', 'REPORTS', and 'RESULTS'. The 'QUIZZES' menu item is highlighted with a red box, and a red arrow points to it from below. Below the navigation bar, there are three main options: 'Quiz', 'Space Race', and 'Exit Ticket'. Below these options, there is a section titled 'QUICK QUESTION' with three sub-options: 'MC' (Multiple Choice), 'TF' (True / False), and 'SA' (Short Answer).

To create a new quiz, click on “Quizzes”, then “Create New”

Create a Quiz – Step 1

MATHSEXAMPLE2020 Aedamar

LAUNCH QUIZZES ROOMS REPORTS RESULTS

Maths Quiz   

Save and Exit

Align Quiz to Standard Enable Sharing SOC-49940281

Add a question to get started!

MC **TF** **SA**


Multiple Choice True / False Short Answer

Enter a title, then decide what type of questions to create by clicking on one of the three tabs at the bottom

Create a Quiz – Step 2

#1

Formatting: SAVE

 +

ANSWER CHOICE

ANSWER CHOICE	CORRECT?
A <input type="text"/>	<input type="checkbox"/>
B <input type="text"/>	<input type="checkbox"/>
C <input type="text"/>	<input type="checkbox"/>
D <input type="text"/>	<input type="checkbox"/>
E <input type="text"/>	<input type="checkbox"/>

+ ADD ANSWER

Explanation:

Having clicked on “Multiple Choice”:
first, type the question or select a stimulus picture.
Then, type in multiple answers, making sure to tick the box beside the correct answer(s)

Create a Quiz – Step 3

#1

Formatting: **SAVE**

+

ANSWER CHOICE

		CORRECT?
A	<input type="text"/>	<input type="checkbox"/>
B	<input type="text"/>	<input type="checkbox"/>
C	<input type="text"/>	<input type="checkbox"/>
D	<input type="text"/>	<input type="checkbox"/>
E	<input type="text"/>	<input type="checkbox"/>

+ ADD ANSWER

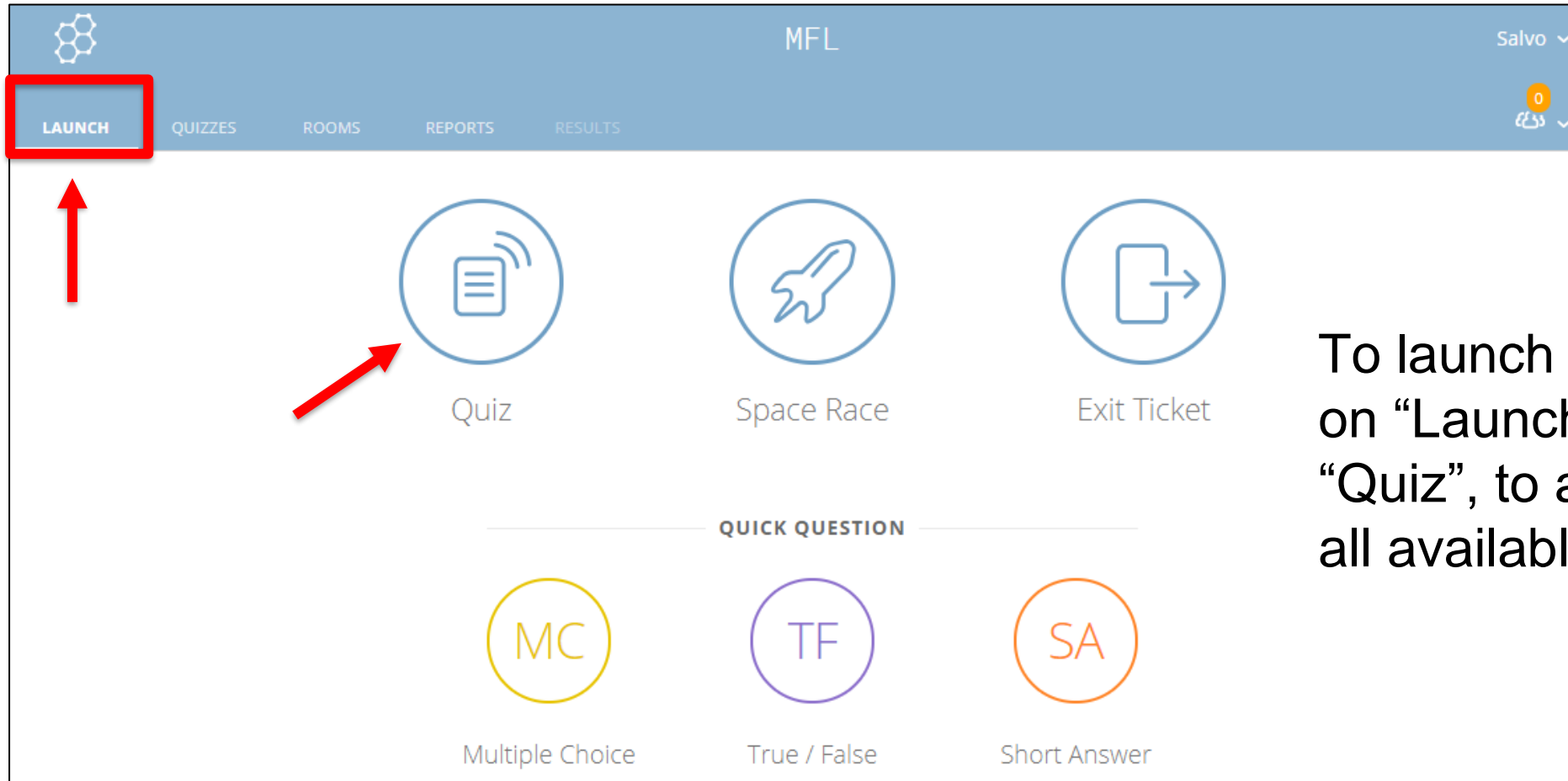
Explanation:

questions

+ MULTIPLE CHOICE + TRUE / FALSE + SHORT ANSWER

More questions can be added and rearranged by using the arrow buttons. Once finished, click on “Save” to exit the quiz

Launch a Quiz



The screenshot shows the JuniorCYCLE interface. At the top, there is a navigation bar with a logo on the left, the text 'MFL' in the center, and 'Salvo' with a dropdown arrow on the right. Below the navigation bar, there are five menu items: 'LAUNCH', 'QUIZZES', 'ROOMS', 'REPORTS', and 'RESULTS'. The 'LAUNCH' button is highlighted with a red rectangle. Below the navigation bar, there are three main icons: 'Quiz' (a document with a signal icon), 'Space Race' (a rocket), and 'Exit Ticket' (a document with an arrow). The 'Quiz' icon is highlighted with a red arrow. Below these icons, there is a section titled 'QUICK QUESTION' with three sub-icons: 'MC' (Multiple Choice), 'TF' (True / False), and 'SA' (Short Answer).

To launch a quiz, first click on “Launch”, followed by “Quiz”, to access the list of all available quizzes

Launch a Quiz – Step 1

Launch Quiz

1 Choose Quiz Step 1 of 2

QUIZZES

NAME ↑	DATE ↑
<input checked="" type="radio"/> World Facts Quiz	1/7/18
<input type="radio"/>	1/7/19
<input type="radio"/>	1/7/19

2 Choose Delivery Method and Settings Step 2 of 2



Select the one to launch,
then click on “Next”



Launch a Quiz – Step 2



Launch Quiz

1 Choose Quiz World Facts Quiz [Change](#)

2 Choose Delivery Method and Settings Step 2 of 2

 Instant Feedback 

 Open Navigation 

 Teacher Paced 


Require Names

Shuffle Questions

Shuffle Answers

Show Question Feedback

Show Final Score

One Attempt 

[PREVIOUS](#) [START](#)

Select a delivery method and settings. Some options are pre-defined, but can be modified

Launch a Quiz – Step 3

Launch Quiz

1 Choose Quiz World Facts Quiz [Change](#)

2 Choose Delivery Method and Settings Step 2 of 2

Instant Feedback i

Open Navigation i

Teacher Paced i

Require Names

Shuffle Questions

Shuffle Answers

Show Question Feedback

Show Final Score

One Attempt i

[PREVIOUS](#) [START](#)

After choosing the preferred delivery method and settings, click on “Start”

Students' Names and Progress

World Facts Quiz

Show Names Show Answers

Name ↑	Progress (%)	1	2	3	4	5
Maria Smith	0%					
Class Total						

Click question numbers or class total percentages for detailed views.

Participants' names will appear on screen. Students take the quiz and results will show on the teacher's screen. Once everyone has finished, click on "Finish" to exit the quiz

World Facts Quiz

Show Names Show Answers

Name ↑	Progress (%)	1	2	3	4	5
Maria Smith	100% ✓	B	False	B	False	pacific
Class Total		0%	0%	100%	100%	100%

Click question numbers or class total percentages for detailed views.

FINISH

Students' View – Example 1

https://b.socrative.com/s/ [3] MFL

1 of 5

What is the world's longest river?

- A The Mississippi River
- B The Nile River
- C The Danube River
- D The Amazon River
- E The Yangtze River

SUBMIT ANSWER

https://b.socrative.com/s/ [3] MFL

1 of 5

What is the world's longest river?

- A The Mississippi River
- B The Nile River
- C The Danube River
- D The Amazon River
- E The Yangtze River

SUBMIT ANSWER

https://b.socrative.com/s/ [3] MFL

Incorrect

Question:
What is the world's longest river?

Correct Answer:
The Amazon River

OK

Socrative

Students' View – Example 2

MFL

4 of 5

Iceland is the world's biggest island.

True

False

SUBMIT ANSWER

Socrative

MFL

4 of 5

Iceland is the world's biggest island.

True

False

SUBMIT ANSWER

Socrative

✓ **Correct!**

Question:
Iceland is the world's biggest island.

Correct Answer:
False

Explanation:
Greenland is the world's largest island measuring in at 836,300 sq miles (2.166 million km²)

OK

Socrative

Copy, Download and Share a Quiz



Go to the Quizzes section

Select a Quiz

Use the desired icon to copy, download or share a quiz



COPY DOWNLOAD SHARE


View Reports, Charts or Launch Next Quiz


World Facts Quiz FINISH


Show Names Show Answers

Name ↑	Progress (%)	1	2	3	4	5
Maria Smith	100% ✓	B	False	B	False	pacific
Class Total		0%	0%	100%	100%	100%

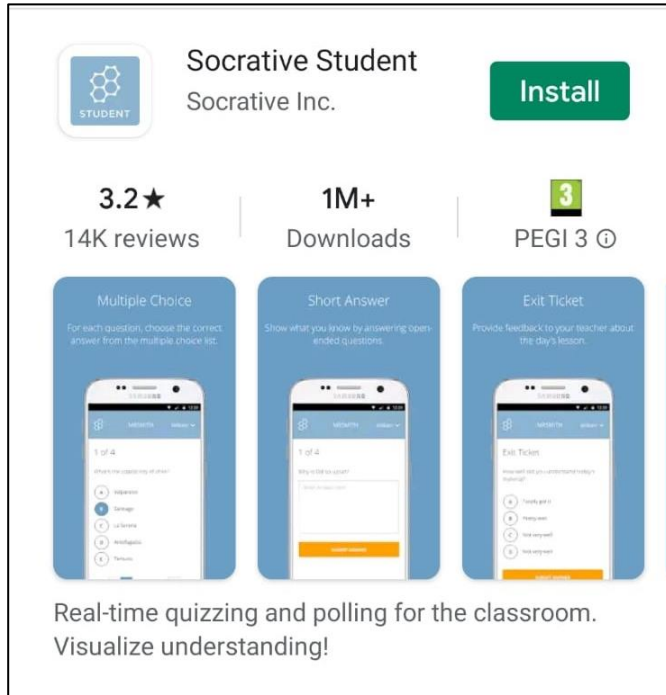
Select an option below to end the activity and save the reports. ✕


Get Reports


View Chart


To Launch

App



Socrative is also available as an app that allows students engage with quizzes through mobile devices as an alternative to using a web browser.